

WV CAREGIVERS TELEPHONE SURVEY

FINAL REPORT

**Principal Investigator: R. Turner Goins, Ph.D.
Co-Investigator: S. Melinda Spencer, M.A.
Research Assistant: Deborah MacDonald**

Funded by Claude Worthington Benedum Foundation

WV CAREGIVERS TELEPHONE SURVEY

FINAL REPORT

The objective of this study was to obtain in-depth information on the attitudes and well being of caregivers of the elderly in West Virginia. Telephone interviews were conducted with 400 caregivers aged 18 years or older during the summer of 2004. A statewide random sample of both listed and unlisted telephone households was used to represent the population distribution of the targeted area. The sample was stratified so that half of the caregivers who were interviewed lived in rural areas and half lived in urban areas. Each interview took approximately 20 minutes to complete. The survey was conducted by a professional survey agency, RMS Strategies, from their computer-assisted interviewing facility located in Charleston, W.V.

Caregivers were identified by responding “yes” to one of the following screening questions.

Question 1: “By caregiving, I mean providing unpaid care to a relative or friend who is aged 50 or older to help them take care of themselves. Caregiving may include help with personal needs or household chores. It might be taking care of a person’s finances, arranging for outside services, or visiting regularly to see how the person is doing. This person need not live with you. Do you or does anyone in your household currently provide this kind of unpaid help to an older relative or friend?”

Question. 2: “Have you or anyone in your household provided such care to an older relative or friend in the past 12 months?”

Characteristics of the Caregiver

Residence

| | |
|-----------|-------|
| Metro | 45.5% |
| Non-metro | 54.5% |

Geographic location by region

| | |
|-----------------------|-------|
| Northern Panhandle | 9.3% |
| Eastern Panhandle | 11.5% |
| North Central | 26.3% |
| Eastern Mountains | 10.5% |
| Charleston/Huntington | 19.3% |
| Southern | 24.3% |

Gender

| | |
|--------|-------|
| Female | 75.8% |
| Male | 24.8% |

Age

| | |
|-------------------|----------|
| 50 years or older | 68.0% |
| Average age | 51 years |

Marital Status

| | |
|---------|-------|
| Married | 75.0% |
| Other | 25.0% |

Race/ethnicity

| | |
|--|-------|
| White | 95.0% |
| Black | 2.0% |
| Hispanic, Asian, or American Indian/Alaskan Native | 2.1% |
| Don't Know (DK) or Refused (R) | 1.0% |

Education

| | |
|---|-------|
| High school or less | 36.0% |
| Some college, technical school and/or vocational school | 29.3% |
| Graduated college | 16.5% |
| Some graduate courses, Post graduate | 16.3% |

Total Annual Household Income

| | |
|---------------------|-------|
| Less than \$10,000 | 6.0% |
| \$10,000 - \$20,000 | 12.3% |
| \$21,000 - \$30,000 | 16.0% |
| \$31,000 - \$40,000 | 10.0% |
| \$41,000 - \$50,000 | 13.5% |
| \$51,000 - \$60,000 | 9.3% |
| \$61,000 - \$70,000 | 6.0% |
| Over \$70,000 | 17.0% |
| DK/R | 10.0% |

Composition of household (who lives with caregiver)

| | |
|--------------------|-------|
| Husband/wife | 71.8% |
| Children | 8.0% |
| Grandchildren | 0.5% |
| Parents | 6.5% |
| Grandparents | 0.3% |
| Brothers/sisters | 0.8% |
| Other relative | 0.3% |
| Friend/non-related | 1.3% |
| No one | 8.5% |
| DK/R | 2.3% |

Caregiver's relationship to care recipient

| | |
|------------------|-------|
| Husband | 6.8% |
| Wife | 1.3% |
| Father | 15.8% |
| Mother | 34.0% |
| Aunt/uncle | 3.3% |
| Grandparent | 6.8% |
| Sibling | 2.3% |
| Offspring | 4.3% |
| Not related | 9.0% |
| In-law | 15.8% |
| Distant relative | 0.5% |
| DK/R | 0.5% |

Does the person you care for live in same household?

| | |
|-----|-------|
| Yes | 29.5% |
| No | 70.5% |

Do you provide most of the care for the elder?

| | |
|-----|-------|
| Yes | 70.8% |
| No | 29.3% |

Duration of caregiving

| | |
|------------------------|-------|
| Average years | 5.36 |
| Average hours per week | 49.37 |

Functional Health of Caregiver

Activities of Daily Living (ADLs)

Katz, Ford, Moskowitz, Jaffe, & Cleveland, 1963

How much help caregiver needs...

Bathing

| | |
|----------------|-------|
| A lot of help | 4.0% |
| Some help | 5.0% |
| No help at all | 90.0% |
| DK/R | 1.0% |

Toileting

| | |
|----------------|-------|
| A lot of help | 3.3% |
| Some help | 4.8% |
| No help at all | 91.8% |
| DK/R | .5% |

Dressing

| | |
|----------------|-------|
| A lot of help | 3.3% |
| Some help | 4.8% |
| No help at all | 91.8% |
| DK/R | .3% |

Moving in and out of chairs

| | |
|----------------|-------|
| A lot of help | 4.0% |
| Some help | 9.0% |
| No help at all | 86.3% |
| DK/R | .8% |

Eating

| | |
|----------------|-------|
| A lot of help | 1.8% |
| Some help | 2.3% |
| No help at all | 95.3% |
| DK/R | .8% |

Oral and dental care

| | |
|----------------|-------|
| A lot of help | 2.5% |
| Some help | 3.5% |
| No help at all | 93.3% |
| DK/R | .8% |

ADL Counts

| | |
|-----------|-------|
| 0 | 80.8% |
| 1-2 | 10.3% |
| 3 or more | 7.8% |
| DK/R | 1.3% |

Instrumental Activities of Daily Living (IADLs)

Lawton & Brody, 1969

How much help caregiver needs...

Buying food or clothes

| | |
|----------------|-------|
| A lot of help | 5.3% |
| Some help | 9.5% |
| No help at all | 84.5% |
| DK/R | .8% |

Using the telephone

| | |
|----------------|--------|
| A lot of help | 1.8% |
| Some help | 3.8% |
| No help at all | 94.05% |
| DK/R | .5% |

Using transportation

| | |
|----------------|-------|
| A lot of help | 8.0% |
| Some help | 12.0% |
| No help at all | 79.3% |
| DK/R | .8% |

Cooking or fixing meals

| | |
|----------------|-------|
| A lot of help | 4.3% |
| Some help | 11.0% |
| No help at all | 84.3% |
| DK/R | .5% |

Taking meds

| | |
|----------------|-------|
| A lot of help | 2.5% |
| Some help | 5.8% |
| No help at all | 91.0% |
| DK/R | .8% |

Doing housework

| | |
|----------------|-------|
| A lot of help | 6.8% |
| Some help | 14.3% |
| No help at all | 78.3% |
| DK/R | .8% |

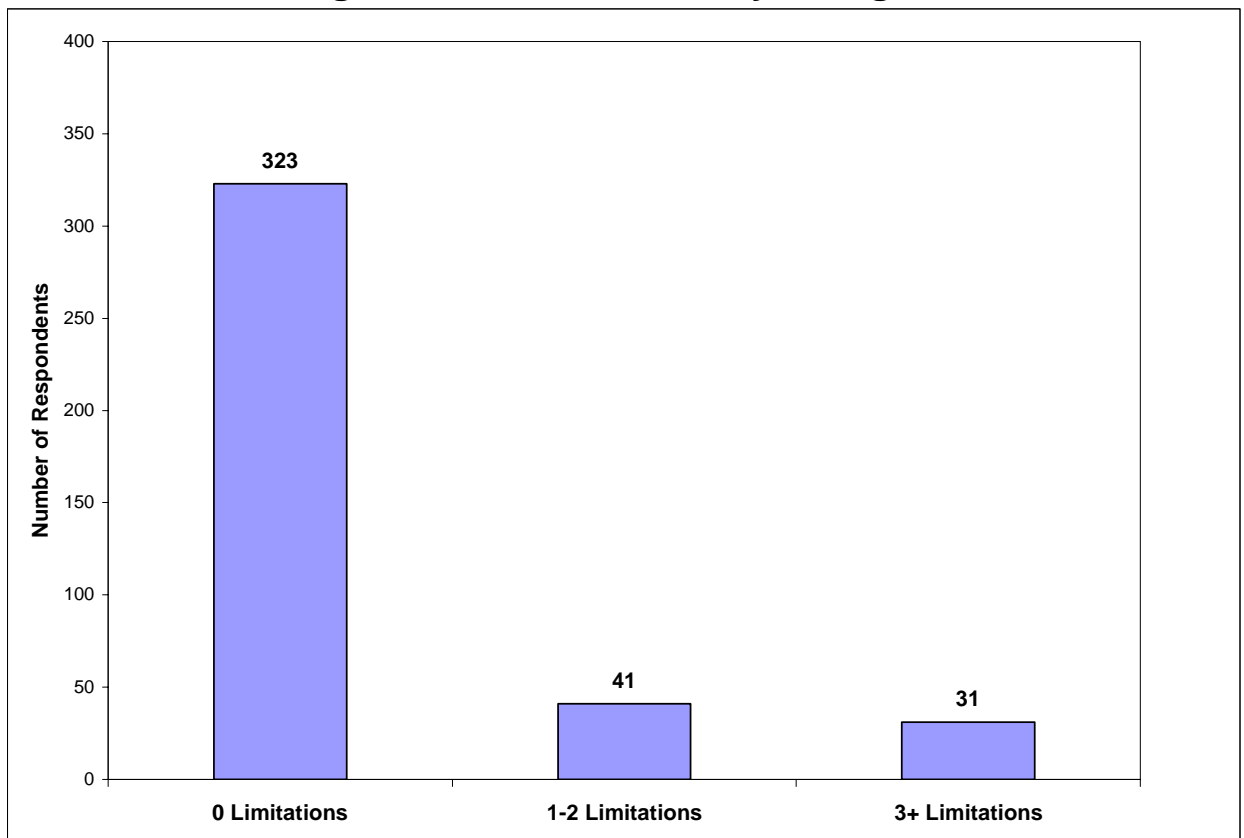
Managing money

| | |
|----------------|-------|
| A lot of help | 4.5% |
| Some help | 4.5% |
| No help at all | 90.3% |
| DK/R | .8% |

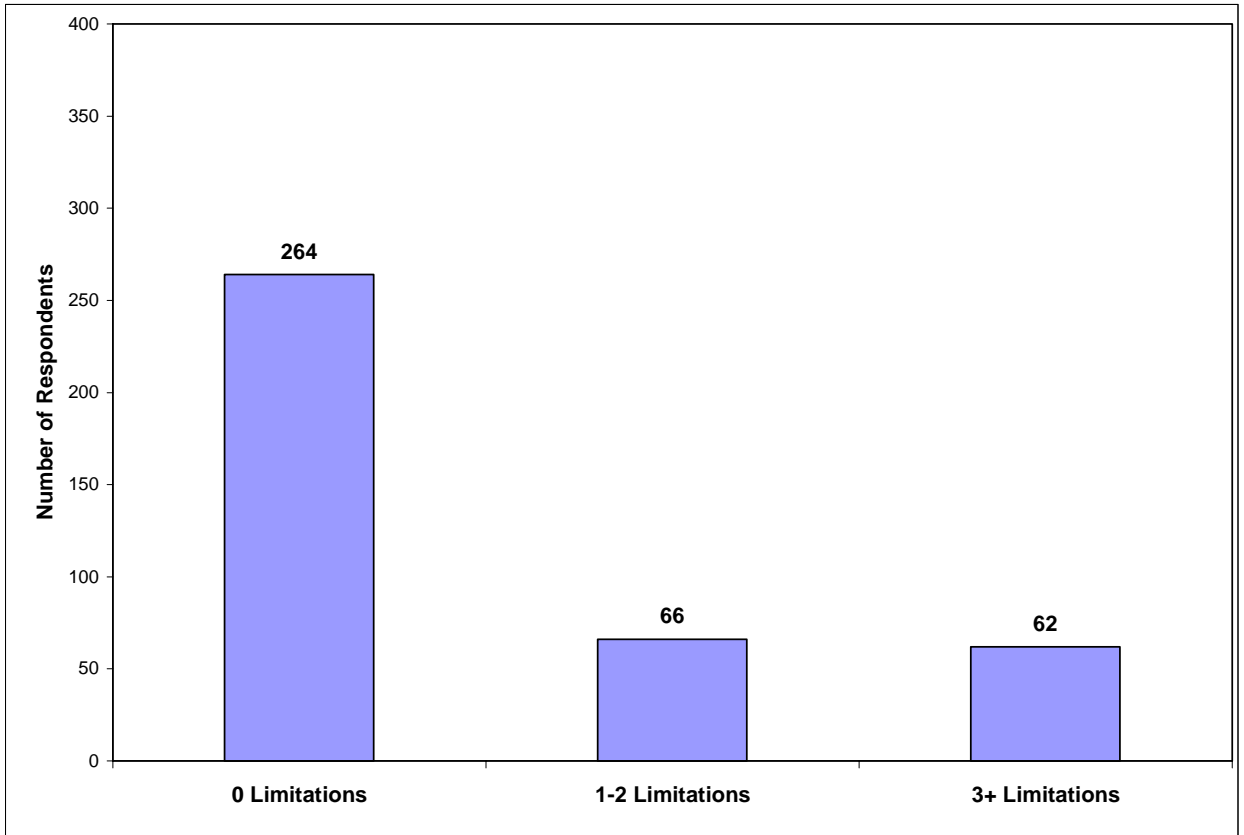
IADL Counts

| | |
|-----------|-------|
| 0 | 66.0% |
| 1-2 | 16.5% |
| 3 or more | 15.5% |
| DK/R | 2.0% |

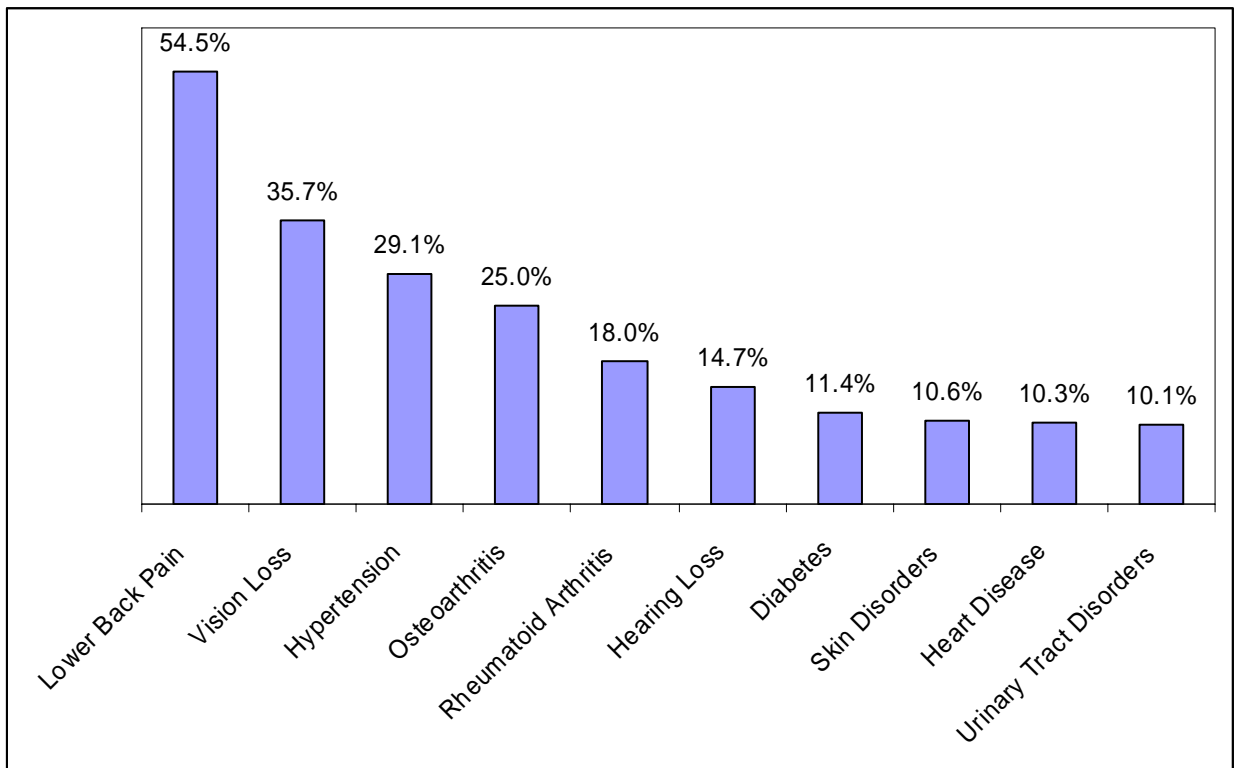
Number of Caregivers' Activities of Daily Living Limitations



Number of Caregivers' Instrumental Activities of Daily Living Limitations



Top Ten Medical Conditions of Caregiver



Physical Health of Caregiver

Social Functioning (SF-8)

Ware, Kosinski, Dewey, & Gandek, 2001

Overall, how would you rate your health during the past four weeks?

| | |
|-----------|-------|
| Excellent | 21.8% |
| Very good | 26.3% |
| Good | 27.3% |
| Fair | 16.3% |
| Poor | 7.8% |
| Very poor | 0.8% |

During the past four weeks, how much energy did you have?

| | |
|-------------|-------|
| Very much | 9.0% |
| Quite a lot | 34.0% |
| Some | 38.8% |
| A little | 16.0% |
| None | 1.5% |
| DK/R | 0.8% |

How much bodily pain have you had during the past four weeks?

| | |
|-------------|-------|
| Very severe | 3.3% |
| Severe | 11.5% |
| Moderate | 30.3% |
| Mild | 19.8% |
| Very mild | 19.8% |
| None | 15.8% |
| DK/R | 19.3% |

During the past four weeks, how much have you been bothered by emotional problems, such as feeling anxious, depressed or irritable?

| | |
|-------------|-------|
| Extremely | 8.8% |
| Quite a lot | 16.3% |
| Moderately | 24.8% |
| Slightly | 23.5% |
| Not at all | 26.8% |

During the past four weeks, how much did physical health problems limit your usual physical activities, such as walking or climbing the stairs?

| | |
|----------------------------------|-------|
| Quite a lot | 10.0% |
| Somewhat | 16.0% |
| Very little | 18.3% |
| Not at all | 54.0% |
| Could not do physical activities | 1.8% |

During the past four weeks, how much difficulty did you have doing your daily work, both at home and away from home, because of your physical health?

| | |
|-------------------------|-------|
| Quite a lot | 9.0% |
| Somewhat | 18.3% |
| Very little | 17.0% |
| Not at all | 52.8% |
| Could not do daily work | 2.5% |
| DK/R | 0.5% |

During the past four weeks, how much did your physical health or emotional problems limit your usual social activities with family or friends?

| | |
|--------------------------------|-------|
| Quite a lot | 12.5% |
| Somewhat | 16.3% |
| Very little | 18.0% |
| Not at all | 50.8% |
| Could not do social activities | 2.0% |
| DK/R | 0.5% |

During the past four weeks, how much did personal or emotional problems keep you from doing your usual work or daily activities?

| | |
|-------------------------------|-------|
| Quite a lot | 8.8% |
| Somewhat | 15.3% |
| Very little | 16.5% |
| Not at all | 58.5% |
| Could not do daily activities | 1.0% |

Mental Health of Caregiver

Zarit Burden Interview: Caregiver

Zarit, Reeve, & Bach-Peterson, 1980

Do you feel that your relative/friend asks for more help than he/she needs?

| | |
|------------------|-------|
| Nearly always | 3.5% |
| Quite frequently | 4.3% |
| Sometimes | 18.8% |
| Rarely | 7.5% |
| Never | 64.8% |
| DK/R | 1.3% |

Do you feel that because of the time you spend with your relative/friend that you don't have enough time for yourself?

| | |
|------------------|-------|
| Nearly always | 9.5% |
| Quite frequently | 8.0% |
| Sometimes | 23.8% |
| Rarely | 9.3% |
| Never | 49.3% |
| DK/R | 0.3% |

Do you feel stressed between caring for your relative/friend and trying to meet other responsibilities for your family or work?

| | |
|------------------|-------|
| Nearly always | 15.8% |
| Quite frequently | 10.8% |
| Sometimes | 32.5% |
| Rarely | 6.8% |
| Never | 33.5% |
| DK/R | 0.8% |

Do you feel embarrassed over your relative/friend's behavior?

| | |
|------------------|-------|
| Nearly always | |
| Quite frequently | 1.5% |
| Sometimes | 2.3% |
| Rarely | 12.0% |
| Never | 5.5% |
| DK/R | 77.8% |

Do you feel angry when you are around your relative/friend?

| | |
|------------------|-------|
| Nearly always | 0.3% |
| Quite frequently | 1.5% |
| Sometimes | 11.8% |
| Rarely | 12.0% |
| Never | 73.5% |
| DK/R | 0.0% |

Do you feel that your relative currently affects your relationships with other family members or friends in a negative way?

| | |
|------------------|-------|
| Nearly always | |
| Quite frequently | 4.0% |
| Sometimes | 4.5% |
| Rarely | 19.5% |
| Never | 9.3% |
| DK/R | 61.5% |

Are you afraid what the future holds for your relative/friend?

| | |
|------------------|-------|
| Nearly always | 25.8% |
| Quite frequently | 10.3% |
| Sometimes | 26.8% |
| Rarely | 3.3% |
| Never | 31.5% |
| DK/R | 2.5% |

Do you feel your relative/friend is dependent on you?

| | |
|------------------|-------|
| Nearly always | |
| Quite frequently | 39.3% |
| Sometimes | 13.0% |
| Rarely | 25.0% |
| Never | 6.0% |
| DK/R | 16.5% |

Do you feel strained when you are around your relative/friend?

| | |
|------------------|-------|
| Nearly always | 3.8% |
| Quite frequently | 4.0% |
| Sometimes | 0.3% |
| Rarely | 9.5% |
| Never | 62.3% |
| DK/R | 0.3% |

Do you feel your health has suffered because of your involvement with your relative/friend?

| | |
|------------------|-------|
| Nearly always | 4.3% |
| Quite frequently | 4.0% |
| Sometimes | 13.5% |
| Rarely | 6.3% |
| Never | 70.8% |
| DK/R | 1.3% |

Do you feel that you don't have as much privacy as you would like because of your relative/friend?

| | |
|------------------|-------|
| Nearly always | 7.5% |
| Quite frequently | 4.8% |
| Sometimes | 20.8% |
| Rarely | 8.8% |
| Never | 57.0% |
| DK/R | 1.3% |

Do you feel that your social life has suffered because you are caring for your relative/friend?

| | |
|------------------|-------|
| Nearly always | 8.8% |
| Quite frequently | 6.3% |
| Sometimes | 19.0% |
| Rarely | 7.0% |
| Never | 57.8% |
| DK/R | 1.3% |

Do you feel uncomfortable about having friends over because you are caring for your relative/friend?

| | |
|------------------|-------|
| Nearly always | 2.3% |
| Quite frequently | 1.0% |
| Sometimes | 7.5% |
| Rarely | 3.0% |
| Never | 85.0% |
| DK/R | 1.3% |

Do you feel that your relative/friend seems to expect you to take care of him/her as if you were the only one he/she could depend on?

| | |
|------------------|-------|
| Nearly always | 29.3% |
| Quite frequently | 7.5% |
| Sometimes | 21.0% |
| Rarely | 4.8% |
| Never | 36.0% |
| DK/R | 1.5% |

Do you feel that you don't have enough money to take care of your relative/friend in addition to the rest of your expenses?

| | |
|------------------|-------|
| Nearly always | 14.3% |
| Quite frequently | 5.5% |
| Sometimes | 14.3% |
| Rarely | 7.0% |
| Never | 57.8% |
| DK/R | 1.3% |

Do you feel that you will be unable to take care of your relative/friend much longer?

| | |
|------------------|-------|
| Nearly always | 6.8% |
| Quite frequently | 3.5% |
| Sometimes | 11.5% |
| Rarely | 6.5% |
| Never | 65.3% |
| DK/R | 6.5% |

Do you feel you have lost control of your life since your relative/friend's illness?

| | |
|------------------|-------|
| Nearly always | 6.3% |
| Quite frequently | 6.5% |
| Sometimes | 19.0% |
| Rarely | 7.5% |
| Never | 59.8% |
| DK/R | 1.0% |

Do you wish you could leave the care of your relative/friend to someone else?

| | |
|------------------|-------|
| Nearly always | 3.0% |
| Quite frequently | 2.5% |
| Sometimes | 22.8% |
| Rarely | 9.0% |
| Never | 62.5% |
| DK/R | 0.3% |

Do you feel uncertain about what to do about your relative/friend?

| | |
|------------------|-------|
| Nearly always | 7.0% |
| Quite frequently | 5.5% |
| Sometimes | 23.3% |
| Rarely | 9.3% |
| Never | 54.3% |
| DK/R | 0.8% |

Do you feel you should be doing more for your relative/friend?

| | |
|------------------|-------|
| Nearly always | 12.0% |
| Quite frequently | 8.0% |
| Sometimes | 31.5% |
| Rarely | 7.8% |
| Never | 38.8% |
| DK/R | 2.0% |

Do you feel you could do a better job in caring for your relative/friend?

| | |
|------------------|-------|
| Nearly always | 7.5% |
| Quite frequently | 7.5% |
| Sometimes | 31.5% |
| Rarely | 6.5% |
| Never | 45.0% |
| DK/R | 2.0% |

Overall, how burdened do you feel in caring for your relative/friend?

| | |
|------------------|-------|
| Nearly always | 5.3% |
| Quite frequently | 6.5% |
| Sometimes | 22.5% |
| Rarely | 21.0% |
| Never | 42.5% |
| DK/R | 2.3% |

**Center for Epidemiological Studies –
Depression Scale Health and Retirement
Survey (CES-D HRS) Short Version**

Ofstedal, McAuley, & Herzog, 2001; Radloff, 1977

I did not feel like eating. My appetite was poor.

| | |
|------------------|-------|
| Most of the time | 6.5% |
| Occasionally | 5.0% |
| Some of the time | 11.8% |
| Rarely | 16.0% |
| None of the time | 60.8% |
| DK/R | 0.0% |

I felt depressed.

| | |
|------------------|-------|
| Most of the time | 6.5% |
| Occasionally | 13.3% |
| Some of the time | 25.8% |
| Rarely | 18.3% |
| None of the time | 35.8% |
| DK/R | 0.5% |

I felt that everything was an effort.

| | |
|------------------|-------|
| Most of the time | 11.0% |
| Occasionally | 7.0% |
| Some of the time | 23.5% |
| Rarely | 21.0% |
| None of the time | 37.0% |
| DK/R | 0.5% |

My sleep was restless.

| | |
|------------------|-------|
| Most of the time | 27.0% |
| Occasionally | 9.3% |
| Some of the time | 25.0% |
| Rarely | 10.0% |
| None of the time | 28.0% |
| DK/R | 0.8% |

I was happy.

| | |
|------------------|-------|
| Most of the time | 64.8% |
| Occasionally | 9.8% |
| Some of the time | 18.5% |
| Rarely | 5.0% |
| None of the time | 1.8% |
| DK/R | 0.3% |

I felt lonely.

| | |
|------------------|-------|
| Most of the time | 5.5% |
| Occasionally | 8.8% |
| Some of the time | 21.3% |
| Rarely | 17.3% |
| None of the time | 46.8% |
| DK/R | 0.5% |

People were unfriendly.

| | |
|------------------|-------|
| Most of the time | 3.3% |
| Occasionally | 6.3% |
| Some of the time | 10.8% |
| Rarely | 20.8% |
| None of the time | 58.8% |
| DK/R | 0.3% |

I enjoyed life.

| | |
|------------------|-------|
| Most of the time | 75.0% |
| Occasionally | 6.3% |
| Some of the time | 13.0% |
| Rarely | 3.3% |
| None of the time | 1.3% |
| DK/R | 1.3% |

I felt sad.

| | |
|------------------|-------|
| Most of the time | 9.5% |
| Occasionally | 14.3% |
| Some of the time | 27.5% |
| Rarely | 15.0% |
| None of the time | 33.3% |
| DK/R | 0.5% |

I felt that people disliked me.

| | |
|------------------|-------|
| Most of the time | 2.5% |
| Occasionally | 4.3% |
| Some of the time | 8.0% |
| Rarely | 16.5% |
| None of the time | 67.5% |
| DK/R | 1.3% |

I could not get “going.”

| | |
|------------------|-------|
| Most of the time | 9.5% |
| Occasionally | 10.8% |
| Some of the time | 25.8% |
| Rarely | 18.0% |
| None of the time | 35.5% |
| DK/R | 0.5% |

Cultural Justification for Caregiving

Dilworth-Anderson, 1995

It is my duty to provide care to elderly dependent family members.

| | |
|-------------------|-------|
| Strongly agree | 57.8% |
| Somewhat agree | 23.5% |
| Somewhat disagree | 7.3% |
| Strongly disagree | 9.8% |
| DK/R | 1.8% |

It is important to set an example for the children in the family.

| | |
|-------------------|-------|
| Strongly agree | 70.0% |
| Somewhat agree | 17.0% |
| Somewhat disagree | 5.5% |
| Strongly disagree | 5.0% |
| DK/R | 2.5% |

I was taught by my parents to take care of dependent family members.

| | |
|-------------------|-------|
| Strongly agree | 63.0% |
| Somewhat agree | 19.5% |
| Somewhat disagree | 9.0% |
| Strongly disagree | 7.5% |
| DK/R | 1.0% |

Because of my religious and spiritual beliefs, I take care of dependent family members.

| | |
|-------------------|-------|
| Strongly agree | 55.0% |
| Somewhat agree | 18.8% |
| Somewhat disagree | 12.8% |
| Strongly disagree | 9.5% |
| DK/R | 4.0% |

By giving care to the elderly dependent family members, I am giving back what has been given to me.

| | |
|-------------------|-------|
| Strongly agree | 74.0% |
| Somewhat agree | 15.5% |
| Somewhat disagree | 6.0% |
| Strongly disagree | 3.5% |
| DK/R | 1.0% |

It strengthens the bond between them and me.

| | |
|-------------------|-------|
| Strongly agree | 67.0% |
| Somewhat agree | 18.8% |
| Somewhat disagree | 7.8% |
| Strongly disagree | 4.0% |
| DK/R | 2.5% |

I was raised to believe care should be provided in the family.

| | |
|-------------------|-------|
| Strongly agree | 72.0% |
| Somewhat agree | 18.3% |
| Somewhat disagree | 4.0% |
| Strongly disagree | 3.8% |
| DK/R | 2.0% |

It is what my people have always done.

| | |
|-------------------|-------|
| Strongly agree | 62.3% |
| Somewhat agree | 19.5% |
| Somewhat disagree | 8.8% |
| Strongly disagree | 6.5% |
| DK/R | 3.0% |

I feel as though I am being useful and making a family contribution.

| | |
|-------------------|-------|
| Strongly agree | 76.5% |
| Somewhat agree | 20.5% |
| Somewhat disagree | 1.3% |
| Strongly disagree | 1.5% |
| DK/R | 0.3% |

My family expects me to provide care.

| | |
|-------------------|-------|
| Strongly agree | 30.3% |
| Somewhat agree | 25.3% |
| Somewhat disagree | 20.3% |
| Strongly disagree | 21.3% |
| DK/R | 3.0% |

Characteristics of the Care Recipient

Number of living children

| | |
|----|-------|
| 0 | 6.0% |
| 1 | 11.5% |
| 2 | 23.4% |
| 3 | 20.4% |
| 4 | 10.2% |
| 5 | 9.8% |
| 6 | 6.4% |
| 7+ | 12.4% |

Average number of living children 3.5

Functional Health of Care Recipient

Activities of Daily Living (ADLs)

Katz, Ford, Moskowitz, Jaffe, &
Cleveland, 1963

How much help care recipient needs...

Bathing

| | |
|----------------|-------|
| A lot of help | 24.5% |
| Some help | 21.0% |
| No help at all | 53.3% |
| DK/R | 1.3% |

Toileting

| | |
|----------------|-------|
| A lot of help | 16.3% |
| Some help | 17.0% |
| No help at all | 65.8% |
| DK/R | 1.0% |

Dressing

| | |
|----------------|-------|
| A lot of help | 17.5% |
| Some help | 26.8% |
| No help at all | 55.0% |
| DK/R | .8% |

Moving in and out of chairs

| | |
|----------------|-------|
| A lot of help | 19.3% |
| Some help | 35.0% |
| No help at all | 45.0% |
| DK/R | .8% |

Eating

| | |
|----------------|-------|
| A lot of help | 8.8% |
| Some help | 13.8% |
| No help at all | 76.3% |
| DK/R | 1.3% |

Oral and dental care

| | |
|----------------|-------|
| A lot of help | 16.3% |
| Some help | 14.8% |
| No help at all | 67.0% |
| DK/R | 2.0% |

ADL Counts

| | |
|-----------|-------|
| 0 | 28.3% |
| 1-2 | 28.3% |
| 3 or more | 39.8% |
| DK/R | 3.8% |

Instrumental Activities of Daily Living (IADLs)

Lawton & Brody, 1969

How much help care recipient needs...

Buying food or clothes

| | |
|----------------|-------|
| A lot of help | 53.0% |
| Some help | 25.8% |
| No help at all | 19.8% |
| DK/R | 1.5% |

Using the telephone

| | |
|----------------|-------|
| A lot of help | 15.8% |
| Some help | 17.0% |
| No help at all | 65.3% |
| DK/R | 2.0% |

Using transportation

| | |
|----------------|-------|
| A lot of help | 70.3% |
| Some help | 19.0% |
| No help at all | 10.0% |
| DK/R | .8% |

Cooking or fixing meals

| | |
|----------------|-------|
| A lot of help | 47.8% |
| Some help | 28.0% |
| No help at all | 23.3% |
| DK/R | 1.0% |

Taking meds

| | |
|----------------|-------|
| A lot of help | 33.3% |
| Some help | 29.3% |
| No help at all | 36.5% |
| DK/R | 1.0% |

Doing housework

| | |
|----------------|-------|
| A lot of help | 54.5% |
| Some help | 28.5% |
| No help at all | 15.8% |
| DK/R | 1.3% |

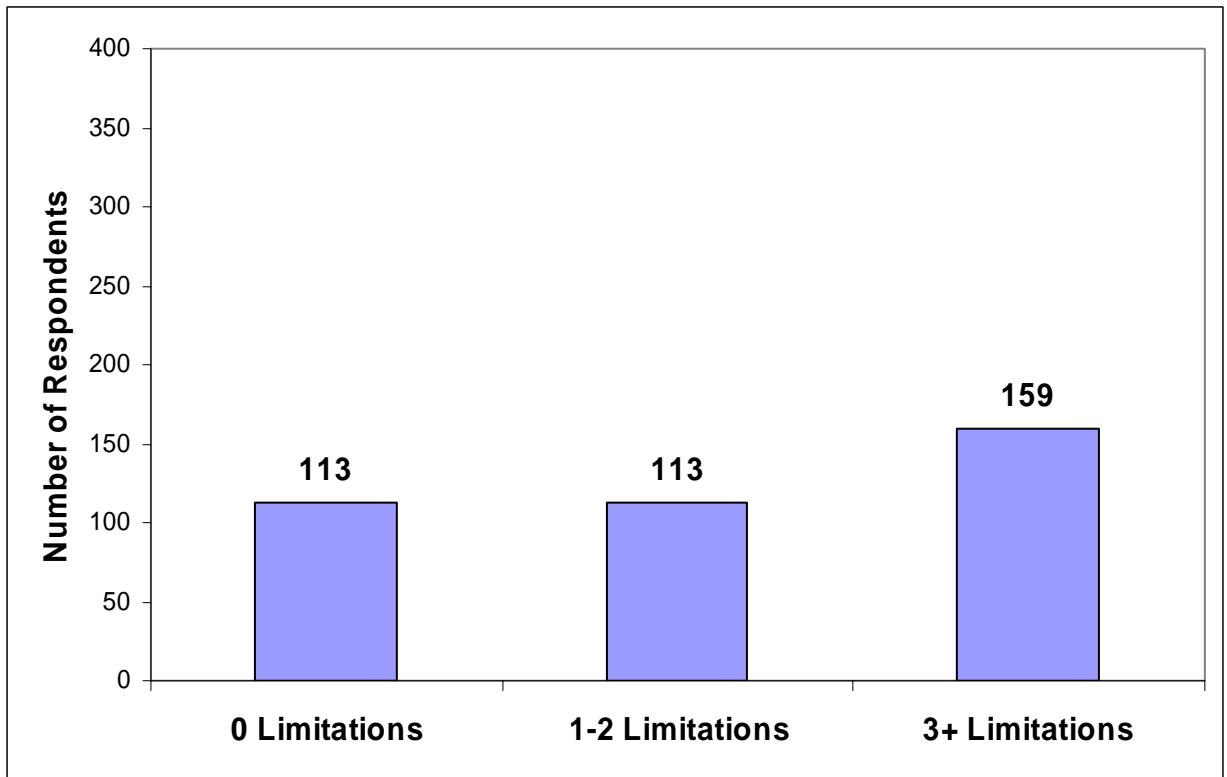
Managing money

| | |
|----------------|-------|
| A lot of help | 38.0% |
| Some help | 26.5% |
| No help at all | 33.8% |
| DK/R | 1.8% |

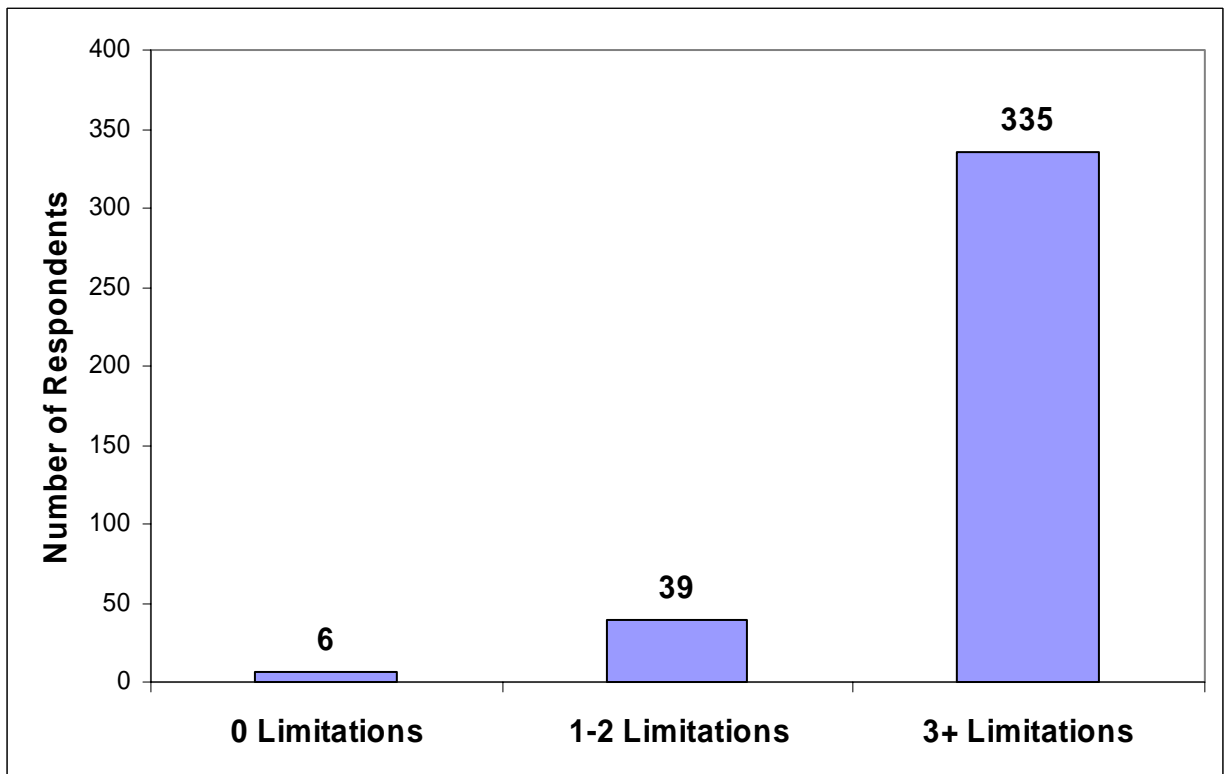
IADL Counts

| | |
|-----------|-------|
| 0 | 1.5% |
| 1-2 | 9.8% |
| 3 or more | 83.8% |
| DK/R | 5.0% |

Number of Care Recipients' Activities of Daily Living Limitations



Number of Care Recipients' Instrumental Activities of Daily Living Limitations



References

- Dilworth-Anderson, P. (1995). *Cultural Justification for Caregiving Scale*. (unpublished manuscript).
- Katz, S., Ford, A. B., Moskowitz, R. W., Jackson, B. A., Jaffe, M. W., & Cleveland, M. A. (1963). Studies of illness in the aged. The Index of ADL: A standardized measure of biological and psychological function. *Journal of the American Medical Association*, *185*, 914-919.
- Lawton, M. P. & Brody, E. M. (1969). Assessment of older people: Self-maintaining and instrumental activities of daily living. *The Gerontologist*, *9*(3), 179-186.
- Radloff, L. S. (1977). The CES-D scale: A self-report depression scale for research in the general population. *Applied Psychological Measurement*, *1*, 385-401.
- Wallace, R. B., Herzog, A. R., Ofstedal, M. B., Steffick, D., Fonda, S., & Lang, K. (2000). Documentation of affective functioning measures in the Health and Retirement Study (HRS/AHEAD Documentation Report DR-005). Retrieved March 25, 2004 from <http://hrsonline.isr.umich.edu/docs/userg/dr-005.pdf>
- Ware, J. E., Kosinski, M., Dewey, J. E., & Gandek, B. (2001). *A Manual for Users of the SF-8 Health Survey*. Lincoln, RI: QualityMetric Incorporated.
- Zarit, S. H., Reever, K. E., & Bach-Peterson, J. (1980). Relatives of the impaired elderly: correlates of feelings of burden. *The Gerontologist*, *20*, 649-655.